


Track 3

# Greetings





## A. Who are they? Write the names.

Miss May ~~Lily~~ Tim Tim's mother Lily's father



1. Lily



2. \_\_\_\_\_



3. \_\_\_\_\_




4. \_\_\_\_\_



5. \_\_\_\_\_

## B. What do they say? Write the words.

Good afternoon Goodbye Good morning ~~Hello~~ ~~Hi~~



Track 4

## C. Listen. Number the words from 1 to 5.

- a. Hi. \_\_\_
- b. Goodbye. \_\_\_
- c. Hello. \_\_\_
- d. Good morning. 1
- e. Good afternoon. \_\_\_

## D. Work with a partner. Write your names and then practice.

A: Hello. I'm \_\_\_\_\_.

B: Hi. I'm \_\_\_\_\_.

A: Good morning. I'm \_\_\_\_\_.

B: Good morning, \_\_\_\_\_.

# A nice day





### A. Complete the sentences.

1. Good morning, Jack!
2. Nice to \_\_\_\_\_ you, Mrs. Price.
3. \_\_\_\_\_ afternoon!

### B. Answer the questions.

1. What do we say in the morning?  
Good morning.
2. What do we say in the afternoon?  
\_\_\_\_\_
3. What do we say when it is time to go home?  
\_\_\_\_\_
4. What do we say when we are happy to see someone?  
\_\_\_\_\_


Track  
6

### C. Listen. Circle the correct words.

1. Good morning / **afternoon**, Mike.
2. **Hello** / **Hi**, Josie.
3. **Good** / **Nice** to see you, Mrs. Dean.
4. **Good afternoon** / **Goodbye**.

### D. Practice with a partner.


- A: Good morning, Lisa.  
B: Good morning, Sam.
- A: Hello. Nice to see you, Danny.  
B: Nice to see you, Linda.
- A: Good afternoon, Harry.  
B: Good afternoon, Donna.
- A: Goodbye, Wendy.  
B: Goodbye, Andrew.




# Animal masks



Let's make an animal mask. We can make a dog or a cat.  
We can make a lion or a tiger.



Draw a head. Draw two eyes. Draw a nose. Draw a  
mouth. Draw two ears.



Cut out the mask.



Cut out the eyes.



## A. Write the words.

head eyes nose mouth ~~ears~~




1. ears 2. \_\_\_\_\_ 3. \_\_\_\_\_ 4. \_\_\_\_\_ 5. \_\_\_\_\_

## B. Number the sentences from 1 to 4.

- a. Cut out the eyes. \_\_\_
- b. Draw two eyes. \_\_\_
- c. Cut out the mask. \_\_\_
- d. Draw a head. 1

Track  
8

## C. Listen. Number the masks from 1 to 4.



a. \_\_\_

b. \_\_\_

c. 1

d. \_\_\_

## D. Work with a partner. Make an animal mask together.


Let's make...

We can make...

Draw...

Cut out...

# My name is Andy



My name is Andy.  
I have brown eyes.  
I have black hair.



My name is Linda.  
I have blue eyes.  
I have brown hair.



My name is Gus.  
I have green eyes.  
I have brown hair.



## A. Complete the table.

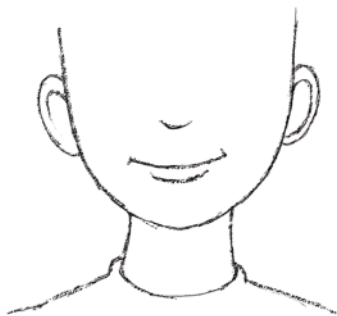
name	eyes	hair
Andy	brown	black
Linda	blue	_____
_____	green	_____

## B. Put the words in the correct order.

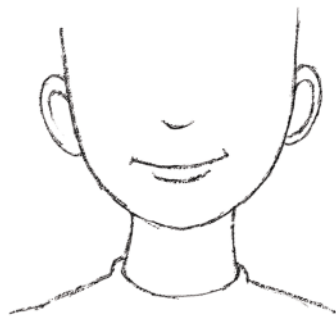
1. eyes blue have I I have blue eyes.
2. have hair I black \_\_\_\_\_
3. is name Sam My \_\_\_\_\_
4. I brown have hair \_\_\_\_\_

Track  
10

## C. Listen. Finish the pictures. Use colored pencils.



Rosie



Mike

## D. Work with a partner. Take turns to talk about yourself.

My name is...  
I have...